

JQX-10FF

MINIATURE HIGH POWER RELAY



File No.:134517



File No.:CQC02001001955



Features

- * Long life (minimum 100,000 electrical operations)
- * DPDT and 3PDT configurations
- * Industry standard 8 or 11 round termination
- * Matching sockets available

CONTACT DATA

Contact Arrangement	2C, 3C
Initial Contact Resistance Max.	50mΩ (at 1A 6VDC)
Contact Material	Silver Alloy
Contact Rating (Res. Load)	2C:10A 250VAC/30VDC 3C:10A/5A(NO/NC) 250VAC/30VDC
Max. switching voltage	250VAC/120VDC
Max. switching current	10A
Max. switching power	300W/2500VA
Mechanical life	1 x 10 ⁷ OPS
Electrical life	1 x 10 ⁵ OPS

COIL

Coil power	1.5W/2.7VA
------------	------------

COIL DATA

Nominal Voltage VDC	Pick-up Voltage VDC	Drop-out Voltage VDC	Max. allowable Voltage VDC(at 20°C)	Coil Resistance Ω
6	4.80	0.60	7.20	23.5 ± 10%
12	9.60	1.20	14.40	95 ± 10%
24	19.2	2.40	28.80	430 ± 10%
48	38.4	4.80	57.60	1630 ± 10%
100	80.0	10.0	120.0	6800 ± 10%
110	88.0	11.0	132.0	7300 ± 10%

CHARACTERISTICS

Initial Insulation Resistance	500MΩ, 500VDC	
Dielectric Strength	Between coil and Contacts	1500VAC 1min.
	Between open contacts	1000VAC 1min.
Operate time (at nomi. Volt.)	Max. 30ms	
Release time (at nomi. Volt.)	Max. 20ms	
Temperature rise (at nomi. Volt.)	50°C	
Shock Resistance	Functional	100 m/s ²
	Destructive	500 m/s ²
Vibration Resistance	1.5mm, 10 to 55Hz	
Humidity	98%, +40°C	
Ambient temperature	-40°C to +55°C	
Termination	Octal and Undecal Type Plug	
Unit weight	85g	
Construction	Dust Cover	

Nominal Voltage VAC	Pick-up Voltage VAC	Drop-out Voltage VAC	Max. allowable Voltage VAC(at 20°C)	Coil Resistance Ω
6	4.80	1.80	7.20	3.9 ± 10%
12	9.60	3.60	14.40	16.3 ± 10%
24	19.2	7.20	28.80	70 ± 10%
48	38.4	14.4	57.60	315 ± 10%
110/120	88.0	36.0	132.0	1600 ± 10%
220/240	176	72.0	264.0	6800 ± 10%

SAFETY APPROVAL RATINGS

UL	10A 250VAC/30VDC
	1/3HP 120VAC
	1/3HP 240VAC
	1/2HP 277VAC



HONGFA RELAY
ISO9001*ISO/TS16949 *ISO14001 CERTIFIED

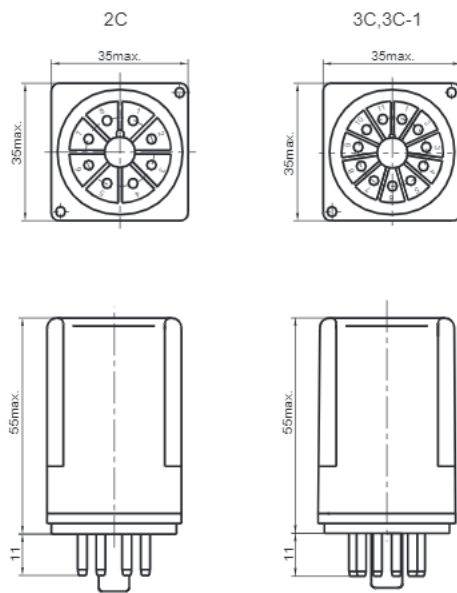
VERSION: EN02-20040601

ORDERING INFORMATION

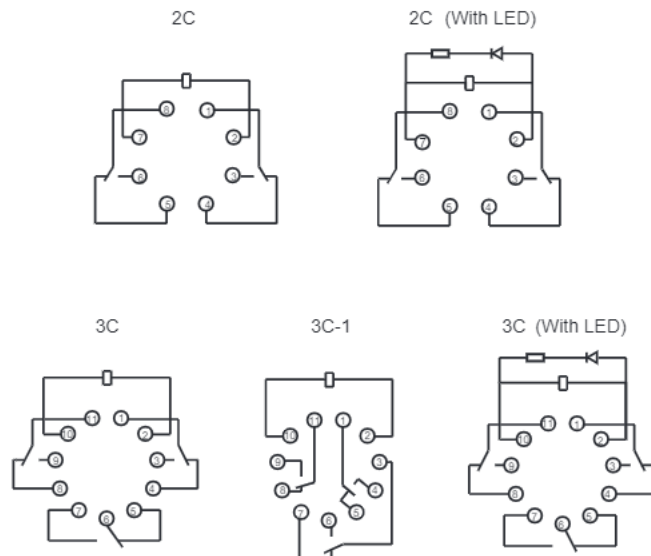
Type	JQX-10FF / 012	A	2Z	D
Coil voltage	DC: 6, 12, 24, 48, 100, 110 AC: 6, 12, 24, 48, 110/120, 220/240			
Coil Source	A: AC Nil: DC			
Contact arrangement	2Z: DPDT 3Z: 3PDT 3Z-1: 3PDT Different Wiring Diagram (See the following)			
LED	D: With LED Nil: Without LED			

OUTLINE DIMENSIONS, WIRING DIAGRAM AND PC BOARD LAYOUT

Outline Dimensions

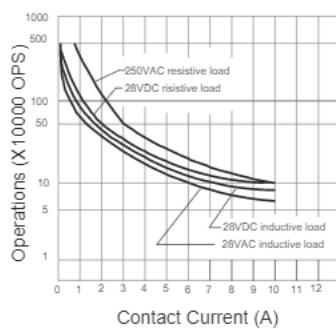


Wiring Diagram



CHARACTERISTICS CURVE

LIFE CURVE



MAXIMUM SWITCHING POWER

